

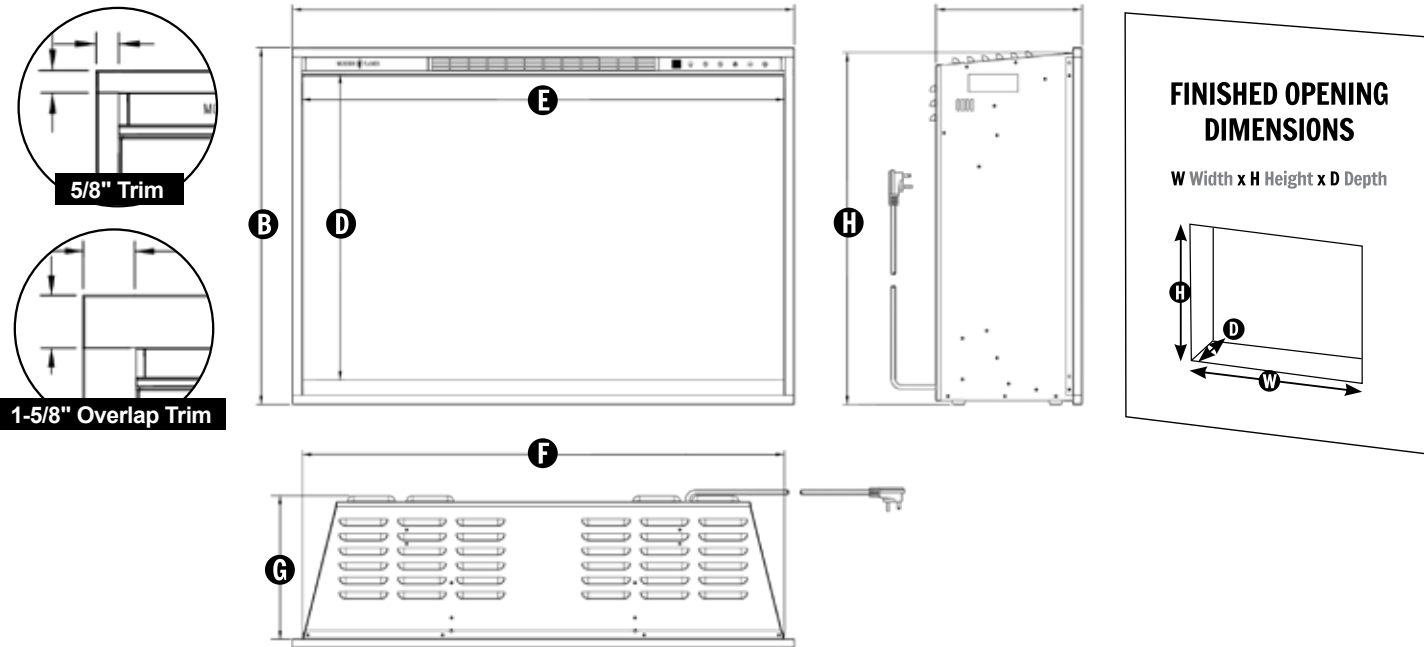
REDSTONE - BUILT-IN

Built-In Dimension Specs

RS Model # of Fireplace	Trim Width	A	B	C	D	E
RS-2621	5/8" (16mm)	24" (610mm)	18-7/8" (480mm)	9-7/8" (250mm)	15-3/8" (390mm)	22-3/4" (578mm)
RS-3021	5/8" (16mm)	29-1/4" (743mm)	18-7/8" (480mm)	9-7/8" (250mm)	15-3/8" (390mm)	28" (710mm)
RS-3626	5/8" (16mm)	33-3/4" (857mm)	24" (610mm)	9-7/8" (250mm)	20-1/2" (521mm)	32-3/8" (824mm)
RS-4229	5/8" (16mm)	39-3/4" (1009mm)	27" (686mm)	9-7/8" (250mm)	23-1/2" (597mm)	38-1/2" (977mm)
RS-5435	5/8" (16mm)	52" (1322mm)	33" (838mm)	12" (305mm)	29-1/2" (749mm)	50-3/4" (1290mm)

RS Model # of Fireplace	F	G	H	Overlap Trim 1-5/8" (41mm)	Finished Opening (W x H x D)
RS-2621	22-3/4" (578mm)	9-1/4" (234mm)	18-1/2" (470mm)	26" (661mm) x 20-7/8" (530mm)	23" (584mm) x 18-3/4" (477mm) x 10" (254mm)
RS-3021	28" (710mm)	9-1/4" (234mm)	18-1/2" (470mm)	31-1/4" (794mm) x 20-7/8" (530mm)	28-1/4" (718mm) x 18-3/4" (477mm) x 10" (254mm)
RS-3626	32-3/8" (824mm)	9-1/4" (234mm)	23-5/8" (600mm)	35-3/4" (908mm) x 26" (661mm)	32-5/8" (829mm) x 23-7/8" (607mm) x 10" (254mm)
RS-4229	38-1/2" (977mm)	9-1/4" (234mm)	26-5/8" (676mm)	41-3/4" (1059mm) x 29" (736mm)	38-3/4" (985mm) x 26-3/4" (680mm) x 10" (254mm)
RS-5435	50-11/16" (1288mm)	11-3/8" (289mm)	32-5/8" (829mm)	54" (1372mm) x 35" (888mm)	50-15/16" (1294mm) x 32-3/4" (832mm) x 12" (305mm)

*5/8" & 1-5/8" trim included in box for built-in installations



Traditional Series

REDSTONE - BUILT-IN

Built-in Flush Mount Conventional Electric Fireplace



Redstone 42"



MODERNFLAMES.COM
 3515 E. Atlanta Ave. Phoenix, AZ 85040
 (602) 268-9353 • (877) 246-9353
















INNOVATING THE INDUSTRY STANDARDS OF TOMORROW

REDSTONE - BUILT-IN

Built-in Flush Mount Conventional Electric Fireplace

Modern Flames has revamped its built-in, flush mount conventional fireplace category with its new Redstone electric fireplace. The Redstone feature our new Hybrid-FX™ flame technology maximizing the flame height in an enlarged vertical viewing area. Some of the eye-catching features include high intensity RGB independently controlled up lighting, down lighting & flame color. Other standard features include 10 different unique colors to choose from, variable and thermostatically controlled heat, variable motor controls, timer, push button and remote controls. This conventional design can slide into an existing Zero Clearance wood burning fireplace or will need 10" to 12" of depth in a wall for the built-in/slide-in flush mount look. The Redstone plugs into a standard outlet and includes a 5000 BTU heater. Acrylic crystal media and driftwood logs are both standard media & the Redstone is available in sizes 26", 30", 36", 42" & 54".

STANDARD FEATURES

-  Hybrid-FX™ Flame Technology
-  Premium Glowing Log Set
-  10 Unique Flame Colors with Down Lighting and Ember Bed Lighting
-  Acrylic Crystal Ember Bed
-  Low Energy LED Flame Technology
-  Touch Button Controls
-  New Sleek Remote
-  Can be Installed Beneath a TV
-  Variable Heat with Thermostat
-  Variable Flame Controls
-  120 Volt Plug
-  Do it Yourself Installation Instructions
-  Finish Trim Kit Included




REMOTE CONTROL INCLUDED
Separate controls for on/off variable heat and variable flame with independent flame and ember bed variable colors.



Independent Flame & Ember Bed Color Combinations

The 6 button control panel is located at the top right on fireplace and includes a digital readout thermostat. From right to left, button #1 turns the fireplace on or off. Button #2 controls ember bed lights. #3 controls the flame colors. Button #4 turns the heater on or off. Button #5 controls timer setting to turn off fireplace at selected time, and button #6 adjusts the desired heater temperature.

Full Color Spectrum Lighting for Flames, Ember Bed & Downlighting



Touch Button Control Panel

Flame & Ember Bed Colors Controlled Independently



Blue Flames - Logs on



Blue Flames - Logs off



Orange Flames - Logs on



Orange Flames - Logs off



Red Flames - Logs on



Red Flames - Logs off